D3DN16

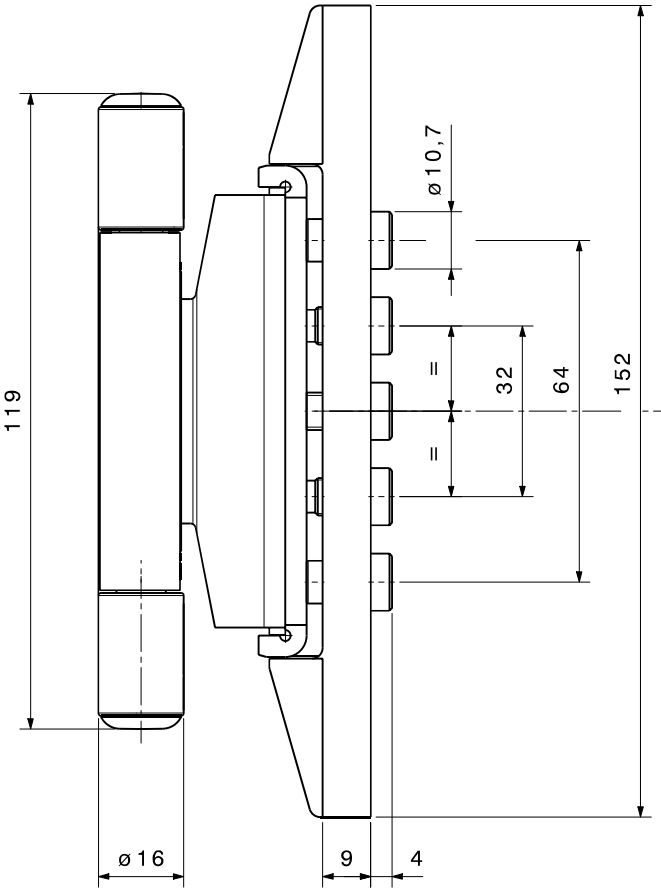

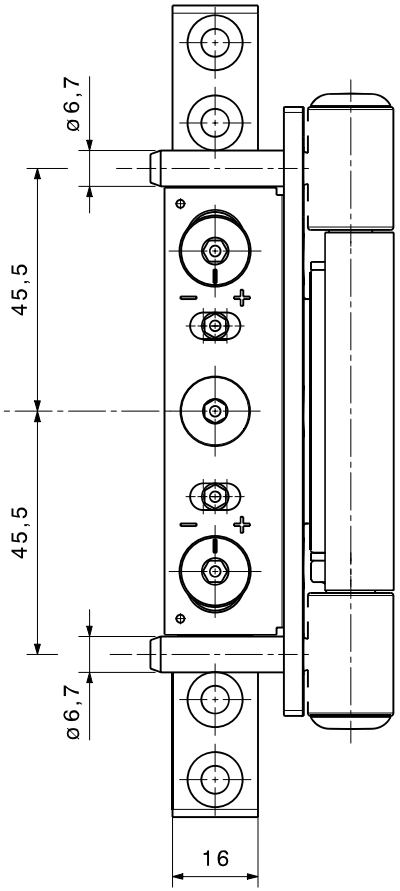

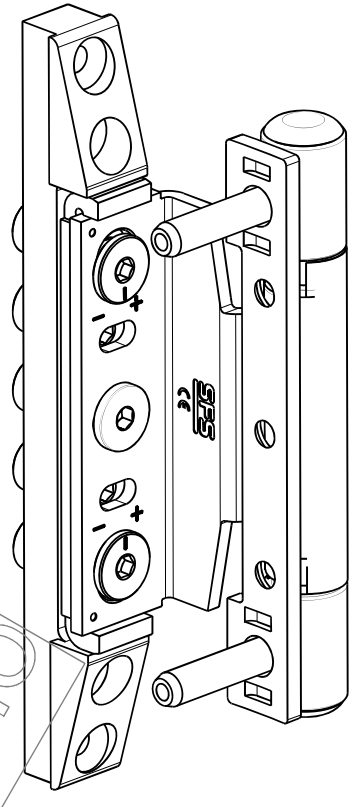

Vista isometrica
Scala: 1:1

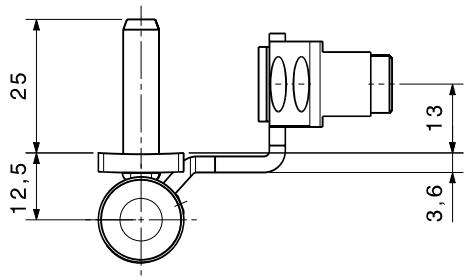

In controllo

Materiale:		Classe.:	Superficie:
DIN/EN/ISO:		Altra norma:	Toll.-filet. prima della fin.:
Nota:			Toll.-filettatura dopo la fin.:
Denom. SFS:	DXF D3DN16-ALU_int_13		No. Dis. cliente:
Formato Disegno A3	Denom. cliente:		Code:

SFS intec	Scala:	Documento-Key: 1549322 YCD 000 01	Revisione: -	No. Modif.: 320746
SFS intec IT-Pordenone	Elaborato	CSTE	31.05.2017	No. Mat: 1549322
	Verificato			

Tolleranze per ANGOLI / QUOTE DIN/ISO 2768-mK DIN/ISO 1302 DIN/ISO 13715

Lunghezza del lato più corto	≤10	>10-50	>50-120	>120-400	Campo	<0.5	0.5-3	>3-6	>6-30	>30-120	>120
Tolleranza in gradi/minuti	±1°	±30'	±20'	±10'	Lunghezze	±0.1	±0.1	±0.1	±0.2	±0.3	±0.5
Toll. in mm su 100mm di lungh.	±1.8	±0.9	±0.6	±0.3	Raggi/Smussi	±0.1	±0.2	±0.5	±1	±1	±1

Questo disegno non deve essere riprodotto oppure fotocopiato e neanche comunicato o trasferito a terze persone senza il nostro permesso scritto.

Proiezione E

>300-1000	0.6	0.8	0.8	0.2	
>100-300	0.4	0.6	0.6		
>30-100	0.2				
>10-30	0.1	0.4			
≤ 10	0.05				
Quota Nom.					

Status IC
Version: 01/
CSTE 31.05.2017 09:53:13

D3DN16

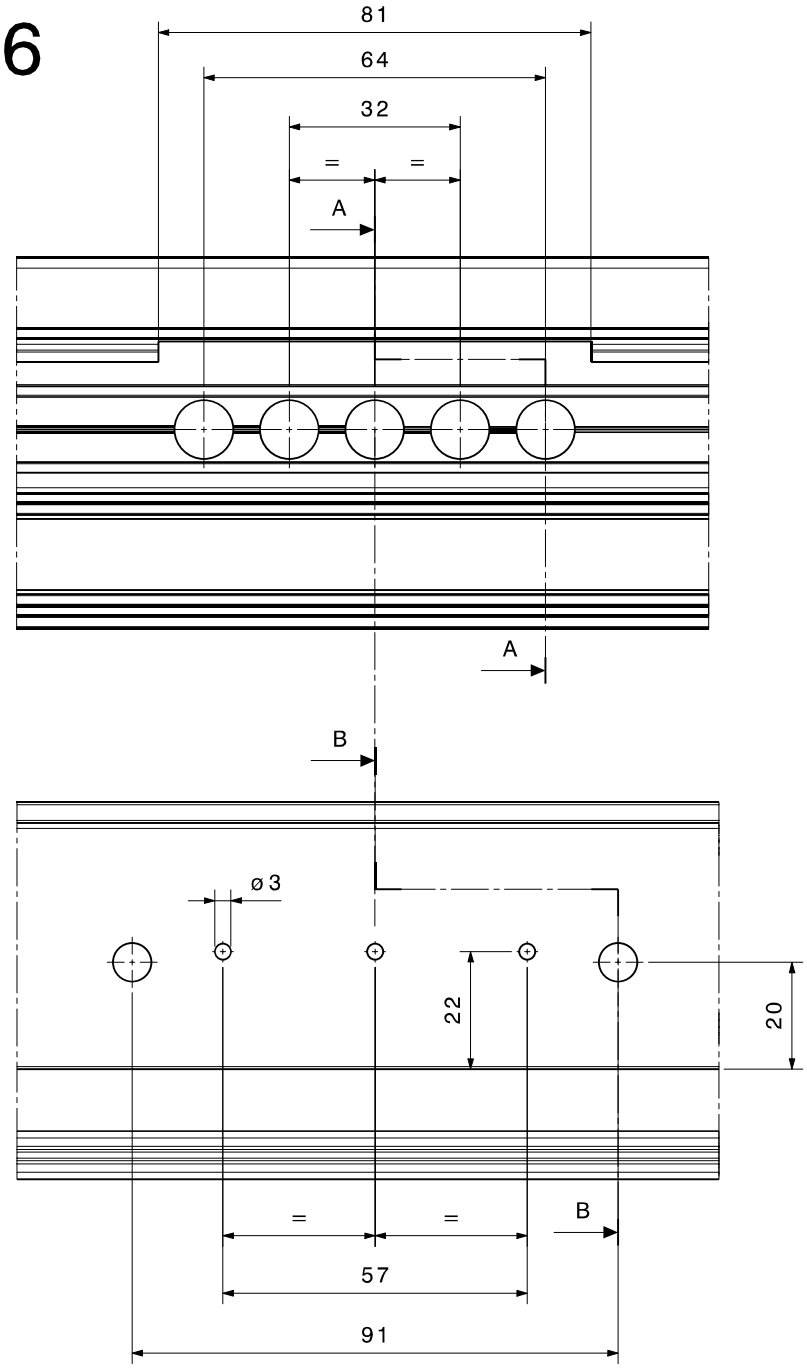

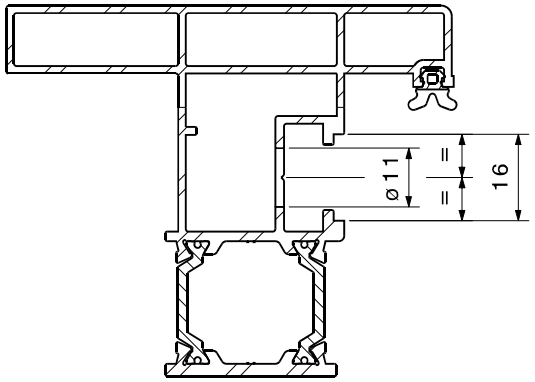

Vista in sezione A-A
Scala: 1:1

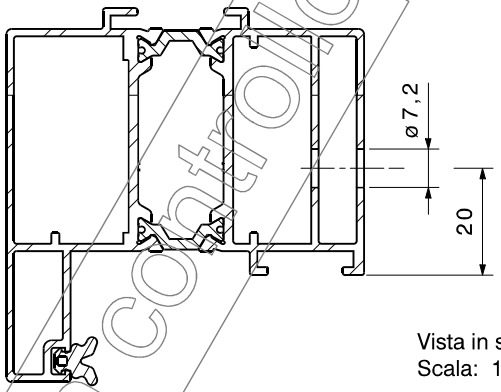

Vista in sezione B-B
Scala: 1:1

In controllo

Tolleranze per ANGOLI / QUOTE	DIN/ISO 2768-mK						DIN/ISO 1302	DIN/ISO 13715				
Lunghezza del lato più corto	≤10	>10-50	>50-120	>120-400	Campo	<0.5	0.5-3	>3-6	>6-30	>30-120	>120
Tolleranza in gradi/minuti	±1°	±30'	±20'	±10'	Lunghezze	±0.1	±0.1	±0.1	±0.2	±0.3	±0.5
Toll. in mm su 100mm di lungh.	±1.8	±0.9	±0.6	±0.3	Raggi/Smussi	±0.1	±0.2	±0.5	±1	±1	±1

Questo disegno non deve essere riprodotto oppure fotocopiato e neanche comunicato o trasferito a terze persone senza il nostro permesso scritto.

Proiezione E

| Quota Nom. | | | | | |

D3DN16

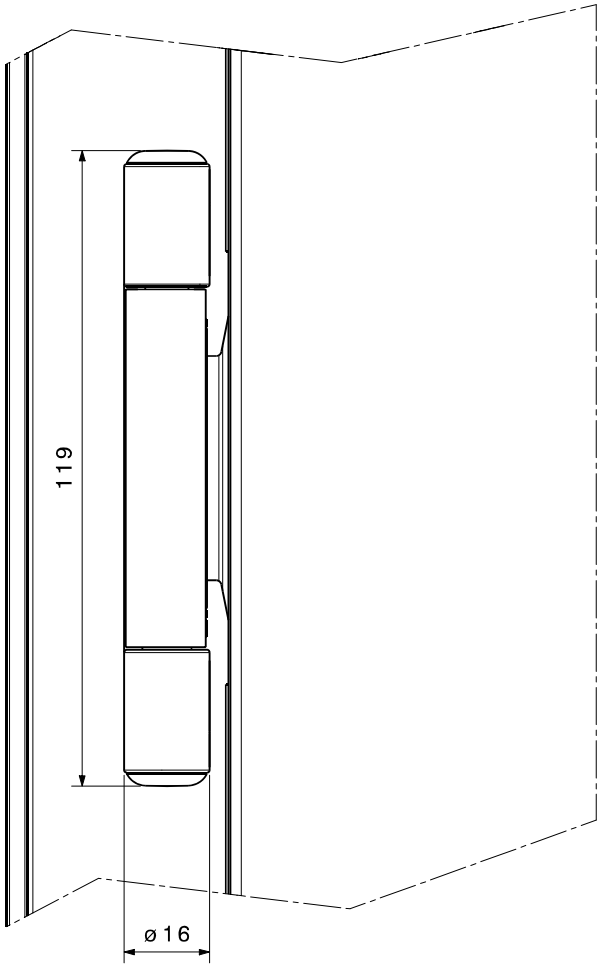

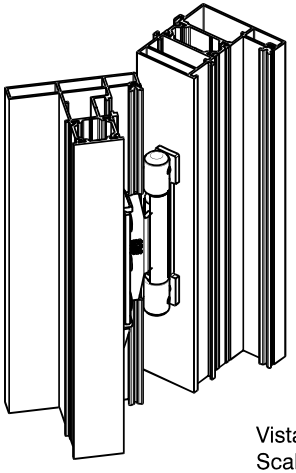

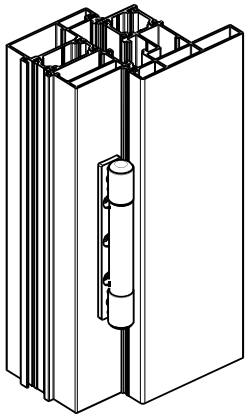

Vista isometrica
Scala: 3:10

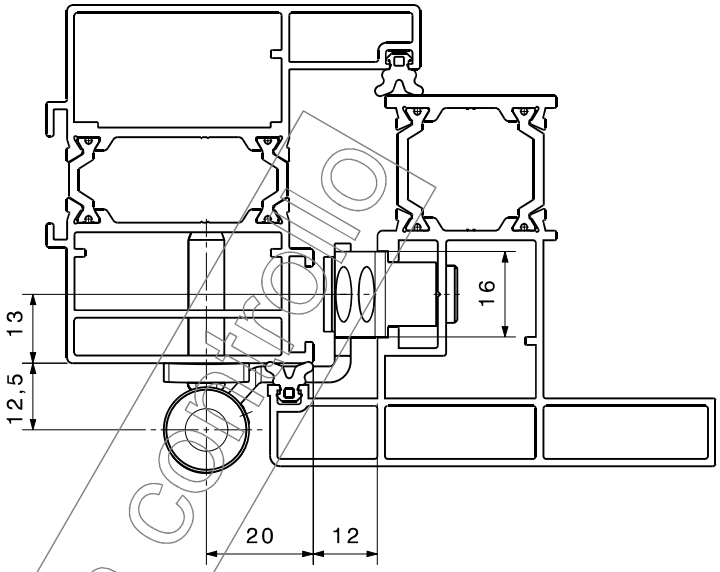

In controllo

| Tolleranze per ANGOLI / QUOTE | DIN/ISO 2768-mK | | |